






Cut-leaf Plane Tree

This large deciduous species has a straight trunk and wide-spreading branches that forms an impressive crown that provides excellent shade. The large leaves are dark green with a pale green underside, they turn a sunny yellow in Autumn before shedding for the Winter. In the Winter months, the attractive flaked grey-brown bark becomes visible. Enjoying a full-sun position with well-drained soil, the Cut-leaf Plane Tree is low maintenance and drought tolerant when established.

	Botanic name	Platanus orientalis 'Digitata'
	Origin	Western Asia
	Typical height	15-20m
	Typical width	10m
	Foliage Type	Deciduous
	Leaf	Green with many smaller parts joined to a central stem
	Bark	Scaly, flaky
	Flowers	Green with odourless stamens
	Fruit Pod	Brown and bead-like, fluffy and spiked balls



You can see a great example of a Cut-leaf Plane Tree planting at 8 Avondale Way, Eastwood.

